

Equivalent fractions (1)



1 Shade the bar models to represent the fractions.

a) Shade $\frac{1}{2}$ of the bar model.

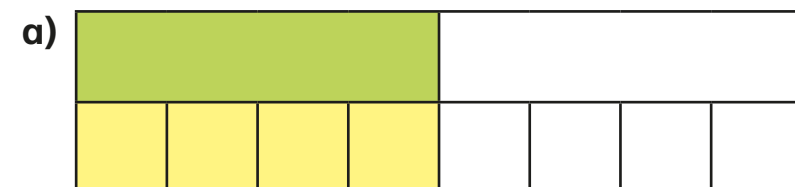


b) Shade $\frac{2}{4}$ of the bar model.




What do you notice?

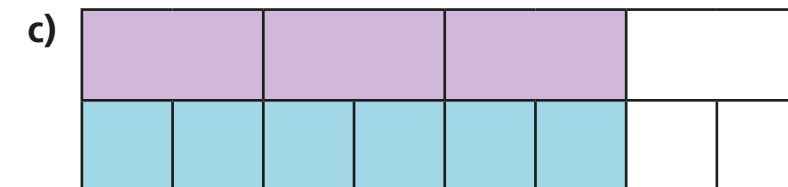
2 Complete the equivalent fractions.



$$\frac{1}{2} = \frac{4}{8}$$



$$\frac{1}{4} = \frac{2}{8}$$

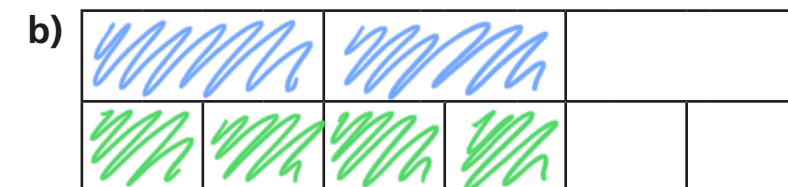


$$\frac{3}{4} = \frac{6}{8}$$

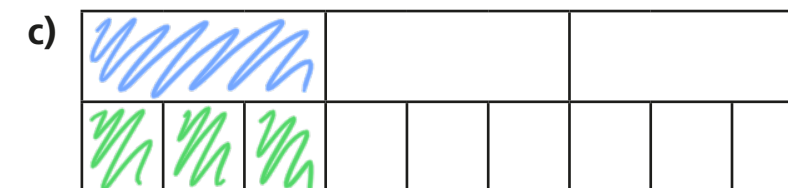
3 Shade the bar models to represent the equivalent fractions.



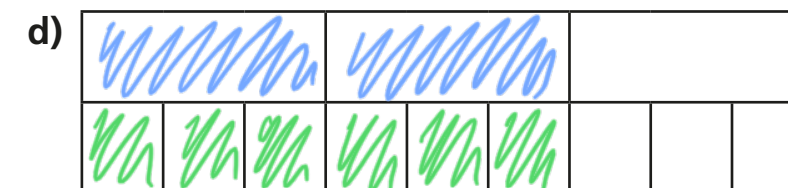
$$\frac{1}{3} = \frac{2}{6}$$



$$\frac{2}{3} = \frac{4}{6}$$



$$\frac{1}{3} = \frac{3}{9}$$

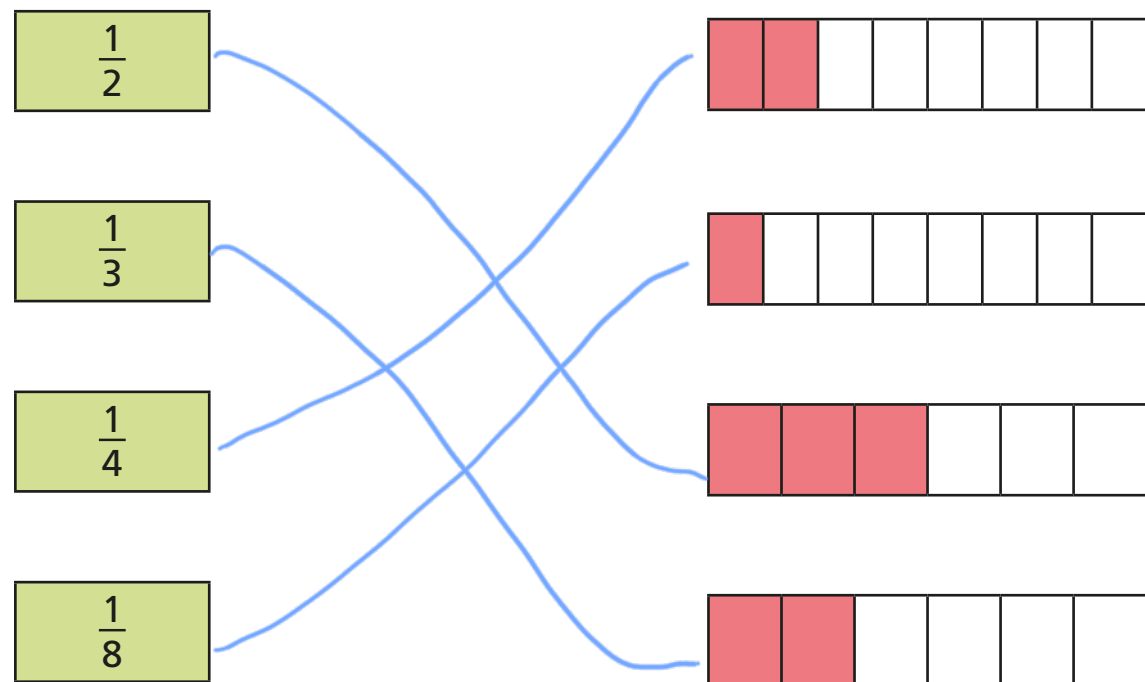


$$\frac{2}{3} = \frac{6}{9}$$

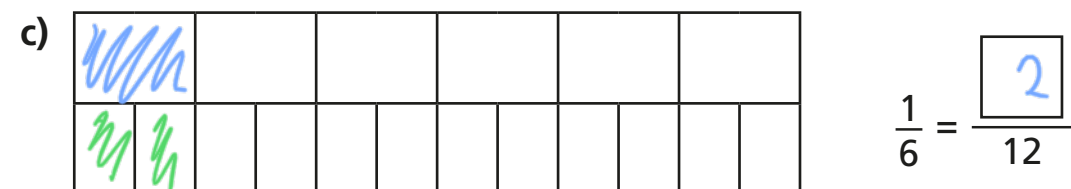
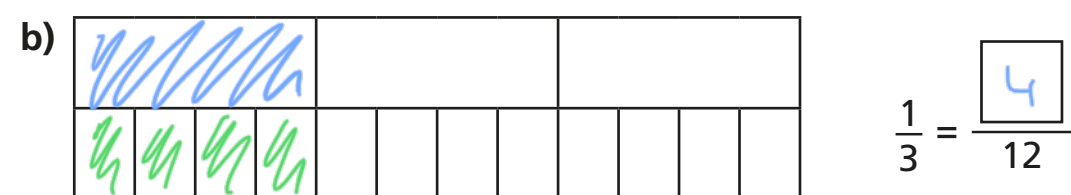
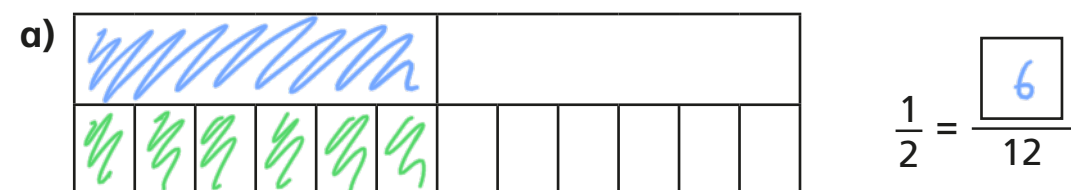
Can you find any more equivalent fractions using the bar models?




- 4 Match each bar model to its equivalent fraction.




- 5 Shade the bar models to complete the equivalent fractions.




- 6 The bar models represent fractions.




A



C



B

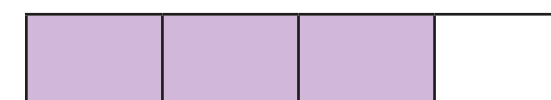


D

Which is the odd one out? B


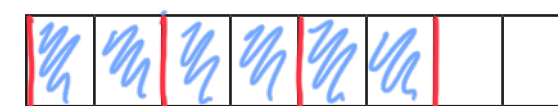
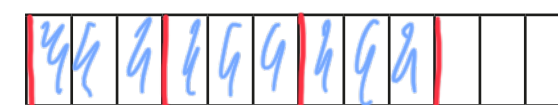
Why do you think this?

- 7 This bar model represents $\frac{3}{4}$



Tick the bar models that can be used to show a fraction that is equivalent to $\frac{3}{4}$

Shade the bar models to support your answers.


☐

☒

☒

Talk to a partner about your answers.